



**Kleen-Tex**  
make more of your floor

## Kleen-Tex Portal

Nome Utente

---

Password

---

Accedi

Rimani collegato

**MANUALE D'ISTRUZIONI/ PORTALE DESIGN  
PROGETTAZIONE TAPPETI**

Version IT 01 27-01-2020

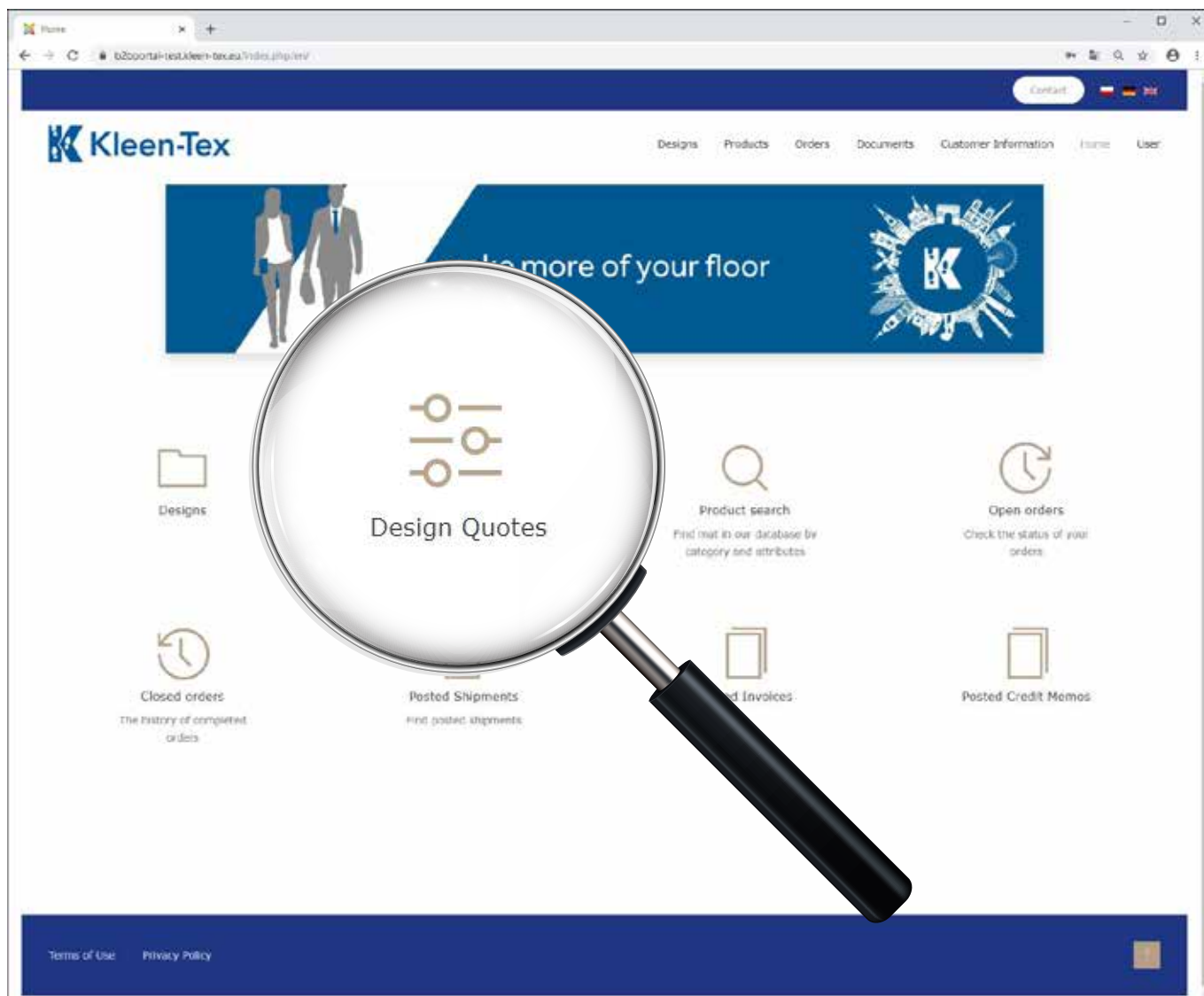


Effettua il login coi tuoi dati di accesso

The image shows a browser window displaying the login page for the Kleen-Tex Portal. The page has a clean, minimalist design with a white background. At the top center, the text "Kleen-Tex Portal" is displayed in a large, bold, black sans-serif font. Below this, there are two input fields: "Nome Utente" and "Password", each with a thin grey border and a light grey placeholder text. A prominent, rounded rectangular button in a brownish-gold color is centered below the fields, with the text "Accedi" in white. Underneath the button, there is a checkbox followed by the text "Rimani collegato". The browser's address bar at the top shows the URL "s2bportal-test.kleen-tex.eu/index.php?m=V/Thesid=".



Dopo aver effettuato l'accesso al portale, per iniziare, cliccare sul simbolo **RICHIESTA DESIGN** nella pagina iniziale.





Nella sezione **RICHIESTA DISEGNI**, clicca su **CREA NUOVO DISEGNO** per cominciare a creare il tuo tappeto.

The screenshot shows a web browser window with the URL `b2bportal-test.kleen-tex.eu/index.php/en/design/design-quotes`. The page title is "Design Quotes" and there is a "Create New Design Quote" button. A table of design quotes is displayed with the following data:

QUOTE NUMBER	DESCRIPTION	VALUE 1	VALUE 2	VALUE 3	ACTION
		800	600	0	+
		0	0	0	+
DQ0000055		850	1 500	10	+
DQ0000059		1 250	60	20	+
DQ0000062		200	1 500	0	+
DQ0000067	Przedzokie	Różowy Kwiatek	123	0	+
DQ0000068	Stażel		1 500	850	+
DQ0000073		0	0	0	+
DQ0000074		0	0	0	+
DQ0000076		1 500	0	0	+
DQ0000077	sklep	Patron	0	0	+
DQ0000080		0	0	0	+
DQ0000088		0	0	0	+

Viene visualizzato il modulo per la creazione del disegno. Inserire le **VS REFERENZE** (ad es. Nome Cliente) e scegliere una **CATEGORIA** di prodotto dal menù a discesa.

The image shows a web browser window displaying the 'Design Quote Edit' form. The form is titled 'Design Quote Edit' and has a URL of 'b2bportal-test.kleen-tex.eu/index.php/entry/design-quote-edit'. The form contains several fields and a dropdown menu. A magnifying glass is positioned over the 'Product Category' dropdown menu, which is currently open, showing a list of product categories. The fields visible in the form are:

Design Quote Number:	DC00000133
Version:	
Created:	
Last Modified:	
Status:	New
Customer No.:	C000026
Customer Name:	
Your Reference:	
Product Category:	Select Product Category

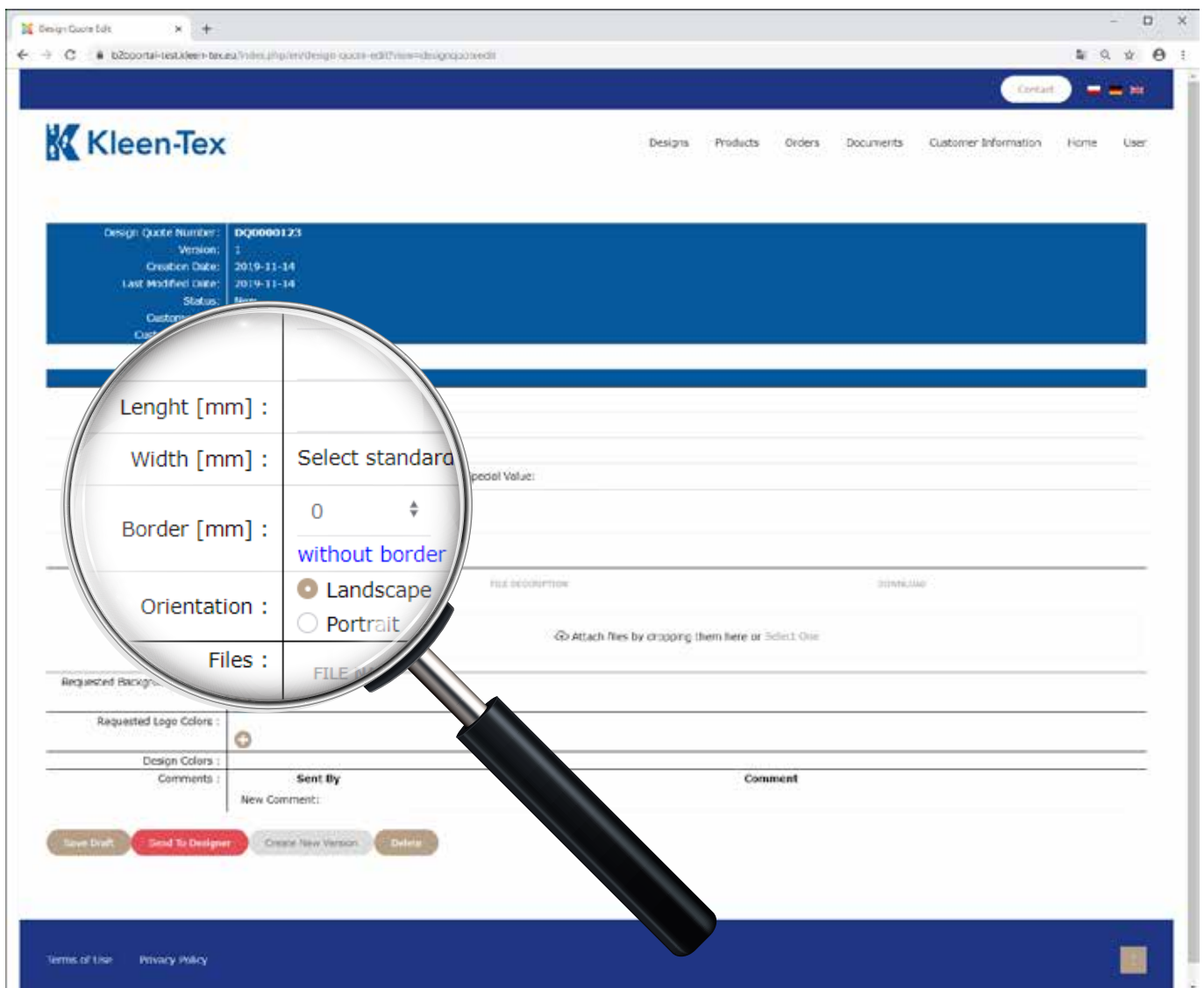
The dropdown menu for 'Product Category' is open, showing the following options:

- Select Product Category
- Jet-Print
- Jet-Print Light
- Jet-Print Visi
- Jet-Print M
- Kleen



Dopo aver selezionato il prodotto desiderato, viene visualizzata una finestra in cui è possibile scegliere lunghezza, larghezza, spessore del bordo e orientamento del disegno.

- NOME:** Inserire il nome del suo disegno
- LUNGHEZZA:** Inserire la lunghezza del tappeto in Millimetri - lato lungo
- LARGHEZZA:** Inserire la larghezza del tappeto in Millimetri - lato corto
- SPESSORE BORDO:** Inserire dal menù a discesa lo spessore del bordo richiesto.
- ORIENTAMENTO:** Scegliere il formato desiderato. Nel caso si voglia un orientamento diverso (ad es. ad Angolo) si prega di aggiungere una nota nei commenti.





Carica qui il tuo logo ed eventuali bozze.

Design Quote Edit

b2boortal-test.kleen-tex.eu/index.php/en/design-quote-edit?file=designqo2edit


Contact

**Kleen-Tex** | [Designs](#) | [Products](#) | [Orders](#) | [Documents](#) | [Customer Information](#) | [Home](#) | [User](#)

Design Quote Number:	DG0000123
Version:	1
Creation Date:	2019-11-14
Last Modified Date:	2019-11-14
Status:	New
Customer No.:	C000025
Customer Name:	
Your Reference:	
Product Category:	IF1-PRINT
Name:	
Length (mm):	
Width (mm):	Select standard value: <a href="#">Select</a> # Or Enter Special Value:
Border (mm):	<input type="text" value="0"/> <input type="text" value="1"/>
Orientation:	<input checked="" type="radio"/> Landscape <input type="radio"/> Portrait
Files:	<input type="text" value="FILE NAME"/> <input type="text" value="URL/FILE"/>
Requested Background Colors:	<input type="text"/>
Requested Logo Colors:	<input type="text"/>
Design Colors:	<input type="text"/>
Comments:	<b>Sent By</b> <input type="text" value="New Comment:"/>

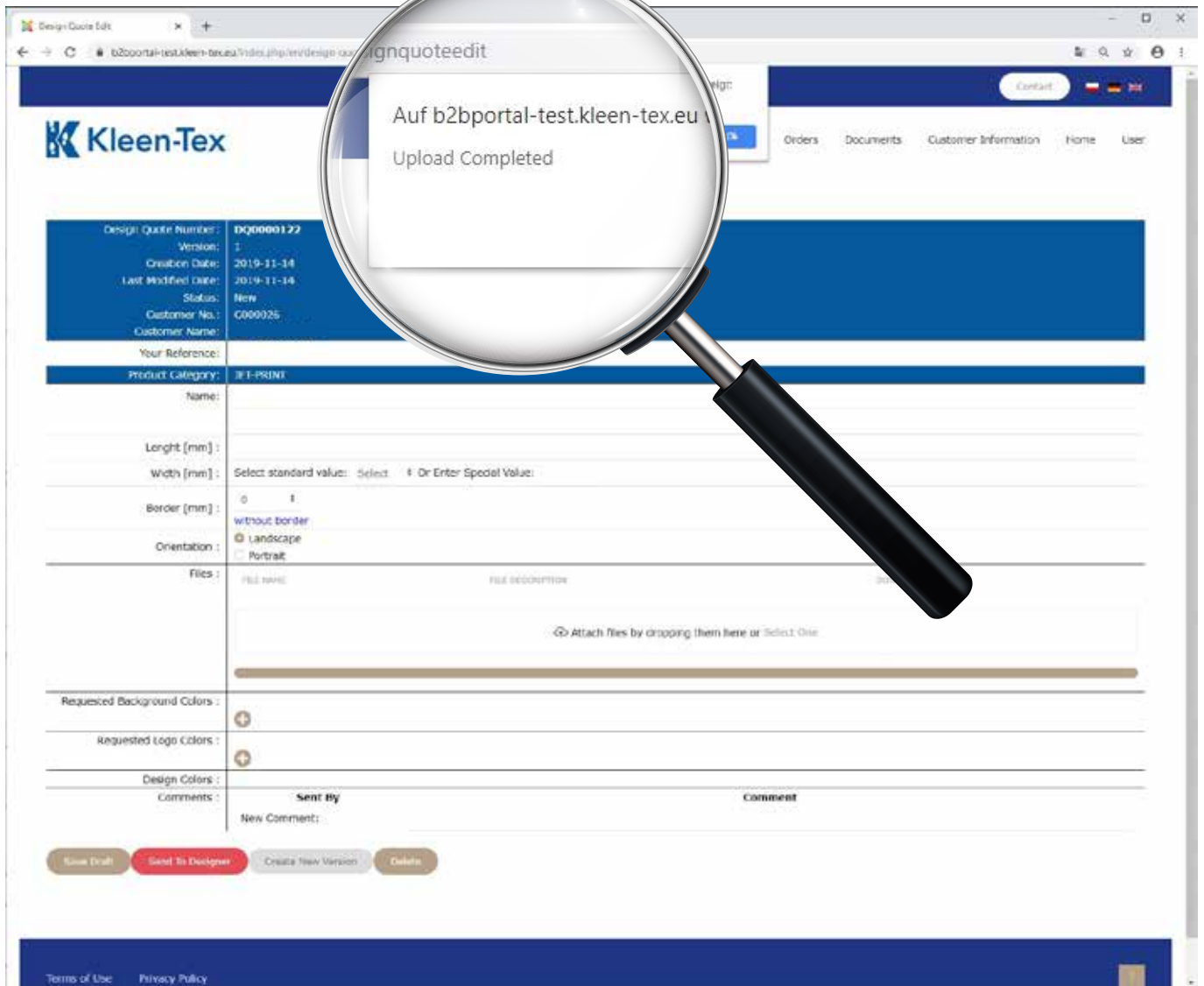
[Save Draft](#) [Send To Designer](#) [Create New Version](#) [Delete](#)

[Terms of Use](#) [Privacy Policy](#)





Se il file è stato caricato correttamente, il seguente messaggio appare in una finestra pop-up: „caricamento completato”. Confermare con **OK**.





Scelta dei colori del tappeto:

**SFONDO:** cliccare sul simbolo scegliere un colore dello sfondo dalla lista dei nostri colori standard. Se c'è bisogno di un colore speciale, scrivere il nr. di Pantone. Quindi cliccare sul pulsante **SALVA**.

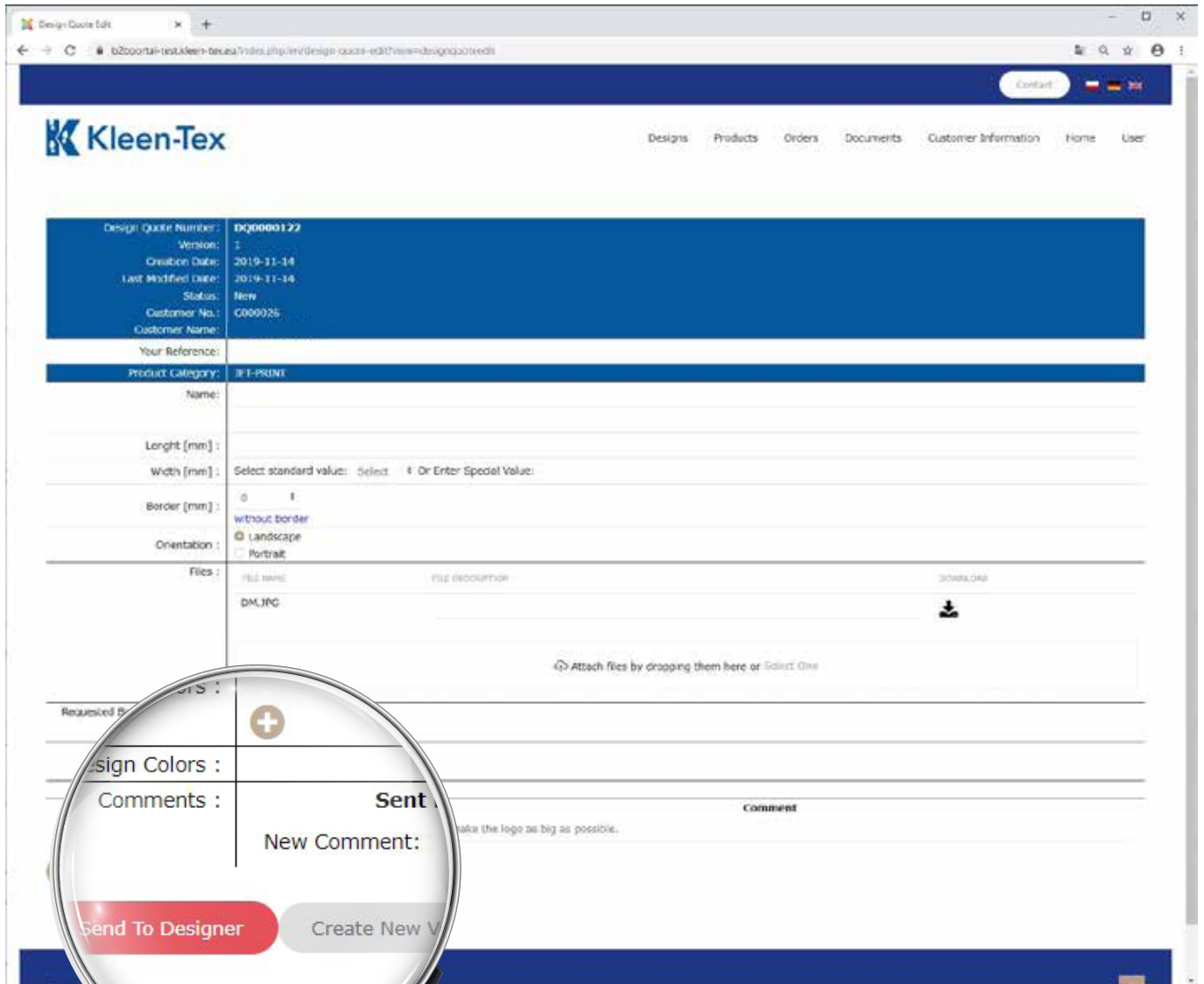
**LOGO:** cliccare sul simbolo e scegliere i colori del logo dalla lista dei colori standard. Se c'è bisogno di un colore speciale, scrivere il nr. di Pantone. Quindi cliccare sul pulsante **SALVA**.

The screenshot displays the 'Design Quote Editor' interface for Kleen-Tex. On the left, a metadata panel shows details for Design Quote Number DQ0000124, including version, dates, status, and customer information. The main area features a grid of color swatches, each with a small plus icon for selection. At the bottom, a section titled 'Requested Logo Colors' contains a table with columns for 'Color Code' and 'Color Description', and a 'New' button. A magnifying glass is positioned over this section, focusing on the plus icons and the input fields.

Requested Logo Colors :	+
	+
Design Colors :	
Comments :	



Se hai commenti/ istruzioni per i nostri designer, ti preghiamo di notare i dettagli nello spazio dei commenti. Una volta inserite tutte le informazioni cliccare sul pulsante **INVIA AI DESIGNER**.



Puoi controllare lo stato del tuo disegno facendo clic sul logo Kleen-Tex e cliccando quindi sul simbolo **DESIGN INQUIRY** sulla pagina iniziale. Se il tuo design è stato elaborato dai nostri designer, il suo status cambia da **NUOVO** a **RILASCIATO IN ATTESA DI APPROVAZIONE**.

The screenshot shows the 'Design Quotes' page in a web browser. The page features the Kleen-Tex logo and a navigation menu. Below the header, there is a 'Design Quotes' section with a 'Create New Design Quote' button. A table lists various design quotes with columns for quote number, status, and other details. A magnifying glass is positioned over the table, focusing on the 'STATUS' column. The word 'New' is visible in the status column for the quote with ID DQ0000067.

DESIGN QUOTE NUMBER	STATUS	LONG CODE (MM)	SHORT CODE (MM)	ORDER (MM)	WISZCZĄC
DQ0000053		800	800	0	
DQ0000054		0	0	0	
DQ0000055		850	1 500	10	
DQ0000050		1 250	60	20	
DQ0000062		200	1 500	0	
DQ0000067	Przeznaczony	123	0	0	
DQ0000068	Status	1 500	850	0	
DQ0000073		0	0	0	
DQ0000074		0	0	0	
DQ0000076			0	0	
DQ0000077	sklep	10000	0	0	



Riceverai un messaggio e-mail non appena i nostri Designer hanno elaborato la Bozza. Sul portale Kleen-Tex cambia lo Status di questo ordine da **NUOVO** a **IN ATTESA DI APPROVAZIONE**.

The screenshot shows the Kleen-Tex Design Quotes portal. The page title is "Design Quotes" and there is a "Create New Design Quote" button. Below the title is a table of design quotes. A magnifying glass is positioned over the table, highlighting the status change from "New" to "Released for approval".

DESIGN QUOTE NUMBER	YOUR REFERENCE	NAME	PROJECT TYPE	LONG SIDE (CM) (PPH)	SHORT SIDE (CM) (PPH)	BORDER (PPH)	VERSIONS
DQ0000044	TEST181119	Bakery	Jet-Print Light	150	85	10	3+

VERSION	YOUR REFERENCE	NAME	STATUS	LONG SIDE (CM) (PPH)	SHORT SIDE (CM) (PPH)	BORDER (PPH)	EDIT
1	TEST181119	Bakery	New	150	85	10	
2	TEST181119	Bakery	Released for approval	1 800	100	10	
3	TEST22112019	Bakery	Released for approval	500	500	10	

DESIGN QUOTE NUMBER	YOUR REFERENCE	NAME	PROJECT TYPE	LONG SIDE (CM) (PPH)	SHORT SIDE (CM) (PPH)	BORDER (PPH)	VERSIONS
DQ0000044	TEST181119	Bakery	Jet-Print Light	150	85	10	3+

Puoi scaricare il disegno in formato PDF facendo clic sul pulsante **SCARICA PDF**. Per approvare il disegno cliccare su **APPROVA**.

The screenshot shows the 'Design Quote Edit' interface. The left sidebar contains the following specifications:

- Long Side Dim. [mm]: 500
- Short Side Dim. [mm]: 500
- Border [mm]:
- Orientation: Landscape
- HD Design: No

The main content area features a 'Files' section with a table:

FILE NAME	FILE DESCRIPTION	DOWNLOAD
bakery.PNG		

Below the files section is a 'Design Colors' section with a table:

COLOR CODE	COLOR PICTURE	COVERAGE PERCENT	COLOR DESCRIPTION
631		59.148	
608		36.247	
800		4.605	

At the bottom, there is a 'Comments' section with a 'Notification Test Comment' box and buttons for 'Save', 'Approve', and 'Create M'. A magnifying glass is positioned over the 'Approve' button.



Non appena il Design è pronto per la produzione, riceverà un'e-mail con le informazioni rilevanti e lo Status del disegno cambierà in **APPROVATO**.

The screenshot shows the 'Design Quotes' page on the Kleen-Tex website. A magnifying glass is positioned over a table, highlighting the 'Released' status of a design quote. The table has columns for 'DESIGN QUOTE NUMBER', 'YOUR REFERENCE', 'SIZE (MM)', 'SHORT SIDE (MM)', 'BORDER (MM)', and 'VERSIONS'. The highlighted row shows a design quote number of 'DQ0000044', your reference 'TEST181119', a size of '150', a short side of '85', a border of '10', and '3+' versions. Below this, a detailed table shows three versions of the design quote, with the first version being 'Released' and the others 'New'.

DESIGN QUOTE NUMBER	YOUR REFERENCE	SIZE (MM)	SHORT SIDE (MM)	BORDER (MM)	VERSIONS
DQ0000044	TEST181119	150	85	10	3+

VERSION	YOUR REFERENCE	SIZE (MM)	SHORT SIDE (MM)	BORDER (MM)	EDIT
1	TEST181119	150	85	10	
2	TEST181119	100	100	10	
3	TEST22112019_4	500	500		

Per modificare un design esistente, cerca il disegno nella lista delle bozze richieste. Per creare una nuova versione, cliccare nella sezione **MODIFICA** su **CREARE NUOVA VERSIONE**.

The screenshot displays the Design Queue software interface. The top section shows design details for a specific item:

- Creation Date: 2019-11-22 | 12:54:39 UTC
- Last Modified Date: 2019-11-26 | 10:06:58 UTC
- Status: Approved
- Created Design No.: 400012236
- Customer No.: C000026
- Customer Name:
- Your Reference: TEST22112019\_4
- Product Category: 3P LIGHT
- Name: TEST New Bakery 3
- Long Side Dim. [mm]: 500
- Short Side Dim. [mm]: 500
- Border [mm]:
- Orientation: Landscape
- HD Design: No

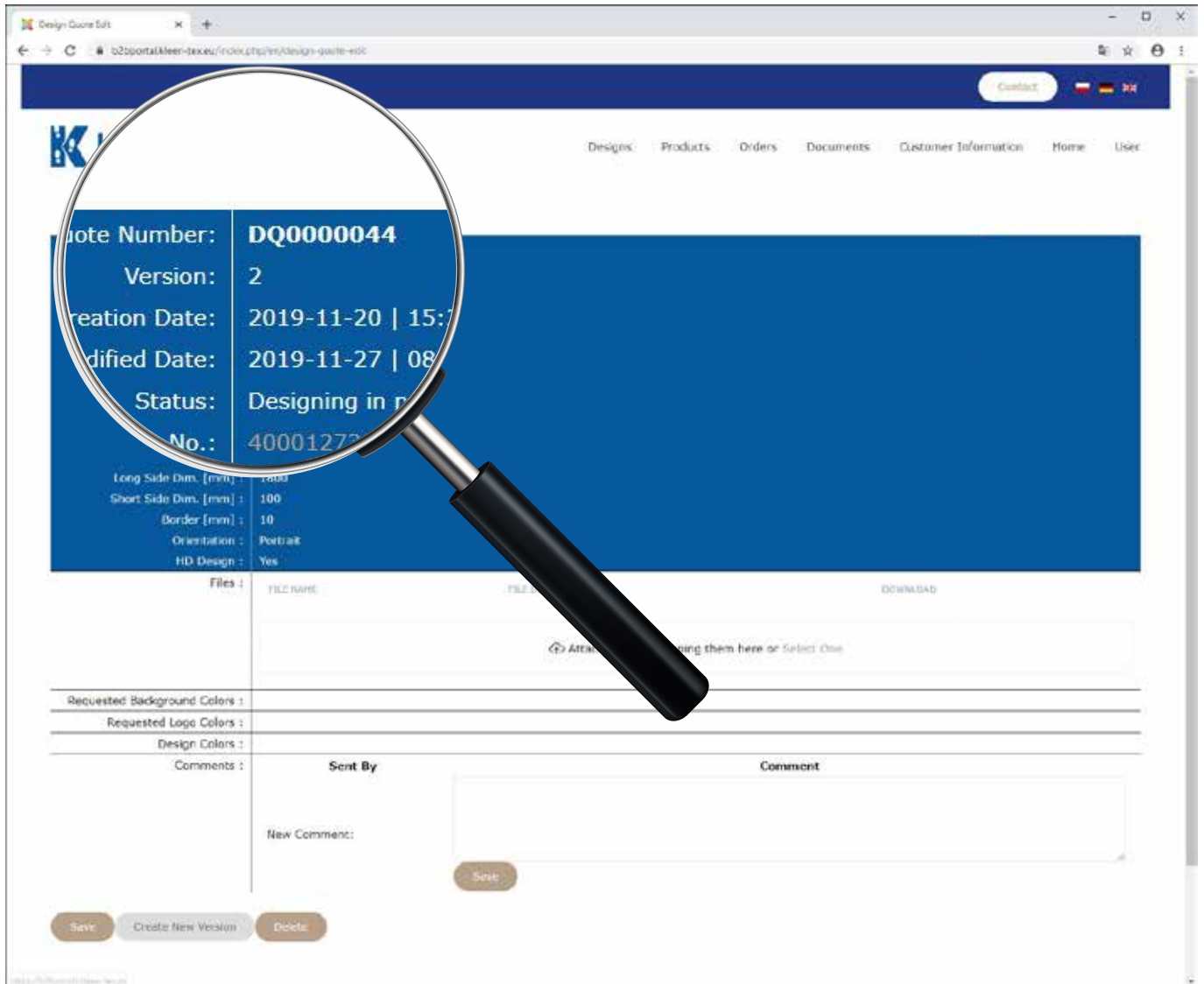
Below the details is a 'Files' section with a table:

FILE NAME	FILE DESCRIPTION	DOWNLOAD
bakery.PNG		

Below the files section are fields for 'Requested Background Colors', 'Requested Logo Colors', and 'Design Colors' (with a checked 'Show Design Colors' option). At the bottom, there is a 'Sent By' field (19-11-24 | 18:38:46 UTC) and a 'Comment' field containing 'Notification Test Comment'. A magnifying glass is positioned over the 'Create New Version' button, which is highlighted in a light blue color.



La nuova versione sarà caricata sul portale con lo stesso numero Design, ma con il numero di Versione 2.









In caso di domande puoi rivolgerti a noi:

**Kleen-Text Industries GmbH**  
Kaiser Nordwand - Fűrhlzl 2  
A-6341 Ebbs / Kufstein, Austria  
Tel.: +43 / 53 72 / 61 3 80  
Fax: +43 / 53 72 / 61 380 49  
info@kleen-tex.eu  
www.kleen-tex.eu

**Kleen-Text Polska Sp. z o. o.**  
ul. Fabryczna 5/12  
26-130 Suchedniów, Polska  
Tel.: +48 41 267 25 00  
Fax: +48 41 267 25 01  
info@kleen-tex.pl  
www.kleen-tex.pl

**Kleen-Text Industries Limited**  
Bolton Textile Mill  
Emlyn Street, Bolton BL4 7EB, UK  
Tel.: +44 (0)1204 70 50 70  
Fax: +44 (0)1204 86 10 16  
info@kleen-tex.co.uk  
www.kleen-tex.co.uk